


DOUBLE BLOCK AND BLEED VALVE - SEVERE SERVICE

3/8” Bore Double Block and Bleed Valve


The double block and bleed valve (DBB) is designed for high temperature and severe service applications. This globe pattern provides maximum shut-off using a ceramic ball tip stem on the process valve and a needle tip stem on the bleed valve. Phoenix offers this valve in a variety of construction materials, end connections and configurations, including configurations with multiple cross ports. The DBB provides an excellent transition between process piping and instrumentation. The P6GDBB functions in applications that monoflange valves and DBB ball valves cannot due to plugging and/or high temperatures.



Standard Features

Benefits

Hydrotested at 150% of rated pressure (shell test). Nitrogen gas tested to 2000 psi.



Complies with ASME B31.1 & B31.3 shell testing procedures as standard. Ensures structural integrity of valve.

Seat tightness (zero leakage) verified to 110% of rated pressure. Nitrogen gas tested to 2000 psi.



Complies with ASME B31.1 & B31.3 seat testing procedures as standard. Ensures zero leakage at seats for proper calibration.

High temperature/pressure qualification tests of design



Complies with the requirements of EEMUA Pub. 182

Extended body and high temperature bonnets



Allows for welded installation and localize PWHT without disassembling valve

Metal body-to-bonnet seals are in compression, not tension. Bonnet design has additional top bonnet seal.



Mitigates risk of stress cracking

Integral block and bleed



Minimizes number of leak points in valve

Non-rotating stem design with 8 RMS finish



Extended packing life

Non-rotating stem design with ceramic ball tip



Provides best sealing ability on stem and valve seat and longer service life in abrasive processes

Grafoil™ packing (Teflon™ free)



Fire safe design to API 6FA

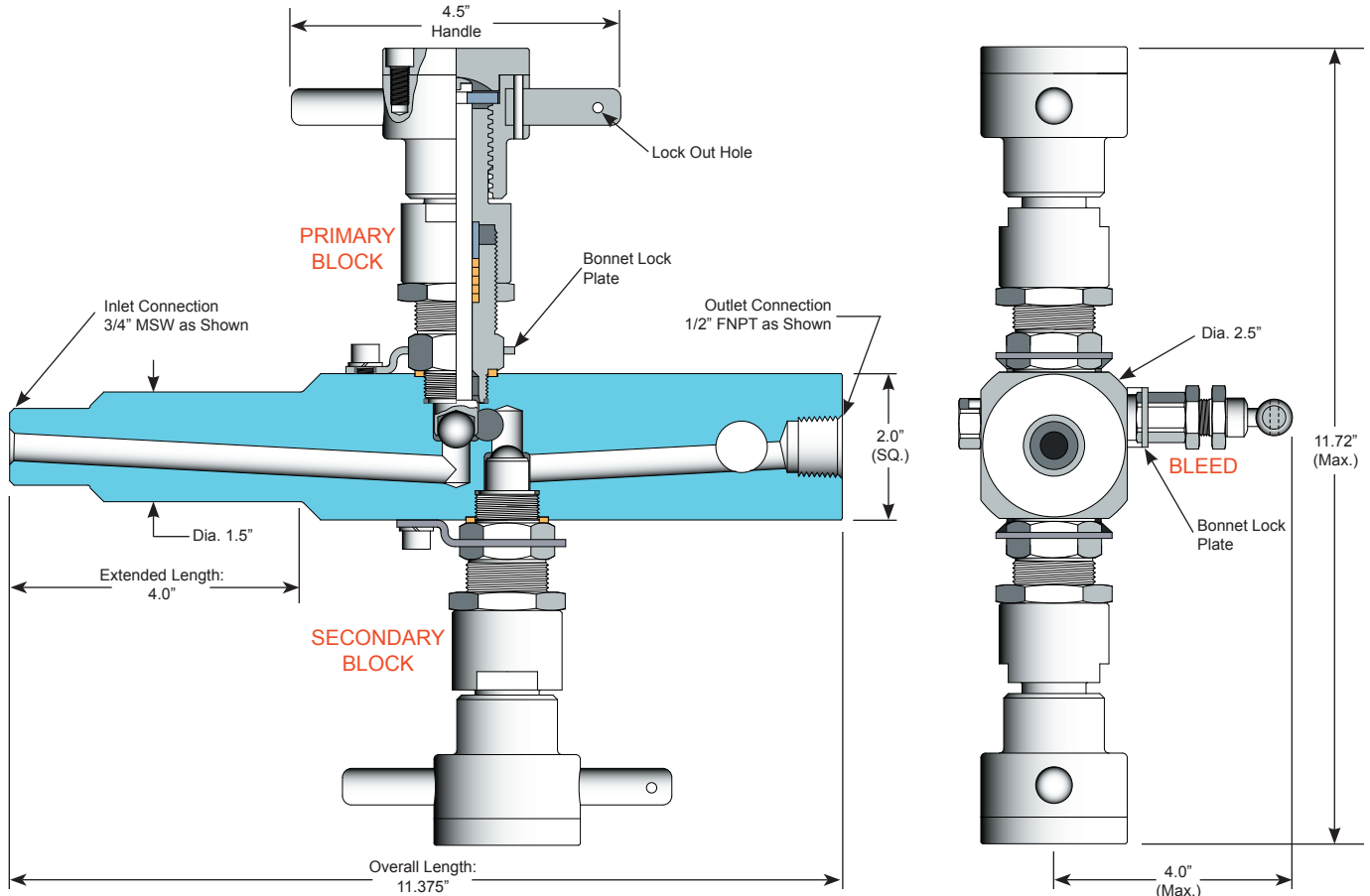
Pressure component materials sourced from the US, Canada or Europe



Reliable material traceability. MTR's provided with every order for pressure containing components.

P6GDBB-NR™ SEVERE SERVICE VALVE

Technical Specifications



NOTE: DBB valves supplied with four 1/2" MNPT pipe plugs liquid nitrided, two gusset bolts with lock washers and one stainless steel tag with wire, not shown above.

FIG. 1
INLET
CONNECTION
TYPE

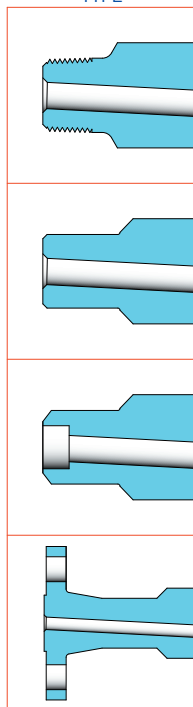
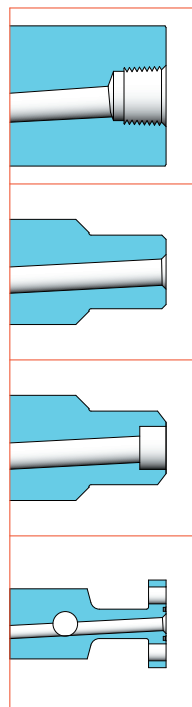
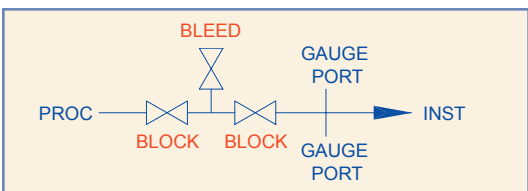


FIG. 2
OUTLET
CONNECTION
TYPE

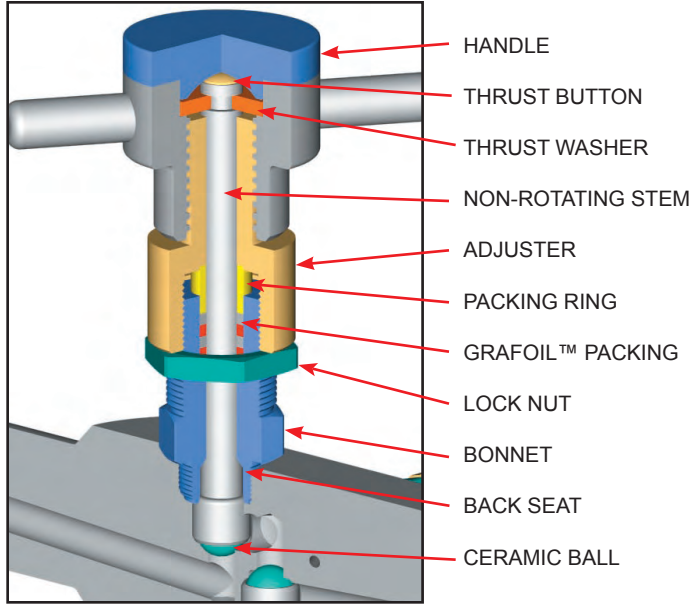


Specifications:

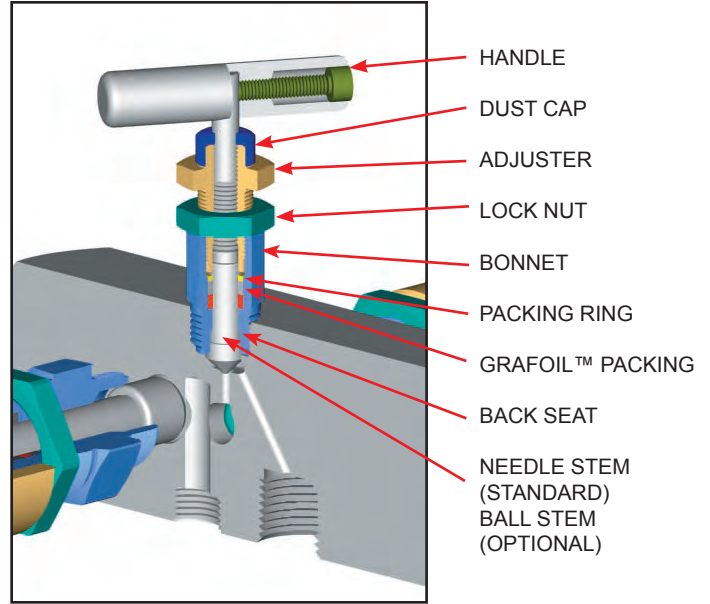
Type: **P6GDBB**, DBB Gauge Valve
Globe Pattern
Rating: Up to 6000 psi @ 100°F
(41370 kPa @ 38°C)
Stem: Non-rotating Ceramic Ball Tip Stems for both Blocks and Needle Tip for Bleed
Packing: Grafoil™
Seat: Integral
Handle: Non-removable
Bore Size: 3/8" for Primary, 1/8" for Bleed
Inlet Connections: See Fig. 1
Outlet Connections: See Fig. 2
Vent Port: 1/2" FNPT (includes 1/2" Pipe Plug)
Bonnet Lock: Standard
Body Stock: 2.5" Round Bar
Weight: 14.5 lbs



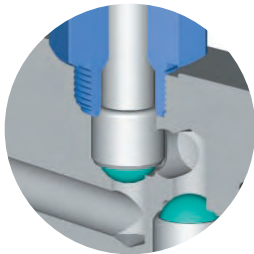
Block Bonnet Assembly



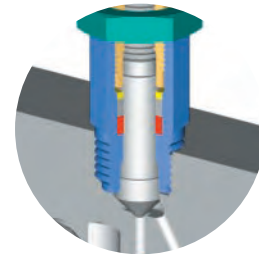
Bleed Bonnet Assembly



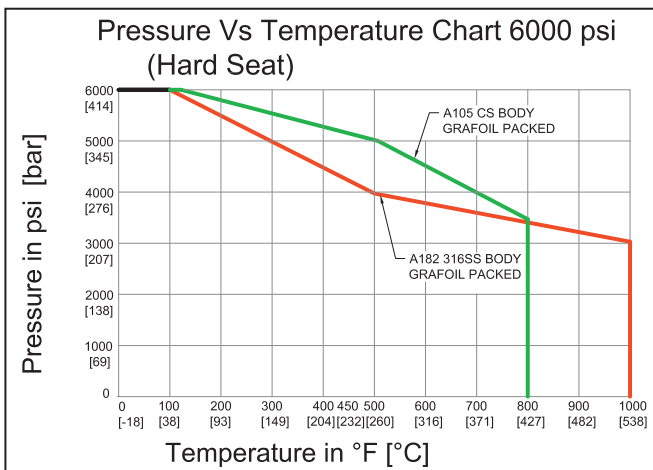
Stem and Seat Configurations



Non-rotating stem with ceramic ball tip



Needle tip stem standard



Note: Body material specifications based on ASME B16.34 - 2009. Packing material ratings based on manufacturer's specifications. Approximations only. Phoenix does not represent these values as finite. They are provided only as representative values.

Use with Confidence, Phoenix Precision Products Meet the Following Specifications:

- ✓ ASME B31.1 Power Piping
- ✓ ASME B31.3 Process Piping
- ✓ ASME B16.34 Valves - Flanged, Thread, and Welding End
- ✓ API 598 Valve Inspection and Testing
- ✓ MSS SP-25 Standard Marking Systems for Valves, Fittings and Flange Unions
- ✓ MSS SP-99 Instrument Valves
- ✓ MSS SP-105 Instrument Valves for Code Applications
- ✓ NACE MR0175 for all 316SS valves and A105CS body/316SS bonnet (SC Material Code)

P6GDBB-NR™ SEVERE SERVICE VALVE

Model Numbering System

PHOENIX	ORIFICE SIZE	TYPE	INLET SIZE	INLET TYPE	SCHEDULE (for butt-weld inlet)	OUTLET SIZE	OUTLET TYPE	BODY MATERIAL	TRIM MATERIAL	PACKING	STEM TIP	STEM TYPE	OPTIONAL STEM MATERIAL
P	6=6/16" =3/8"	GDBB6H	8=1/2"	M=Male NPT	40S= SCH 40S	8=1/2"	F=Female NPT	SS=ASTM A182 F316/316L	same as body	G= Grafoil™	BC= Ceramic Ball	NR=Non-Rotating	
			12=3/4"	MS=Male socket weld	80S= SCH 80S	12=3/4"	MS=Male socket weld	S317=ASTM A182 F317/317L	same as body		B= 316SS Ball		
			16=1"	BW=Male Butt-weld	160S= SCH 160S	16=1"	BW=Male Butt-weld	S310=ASTM A182 F310H	same as body				
			*75=3/4"	R150F=150# Raised Face Flange	XXH= SCH XXH		IF=Integral 2 Bolt Flange	S321=ASTM A182 F321SS	same as body				
			*100=1"	R300F=300# Raised Face Flange				S347=ASTM A182 F347SS	same as body				
			*150=1.5"	R600F=600# Raised Face Flange				C5=ASTM A350 LF2	316SS				
			*200=2"					SC=ASTM A105	316SS				S410 =410SS
								C4=ASME SA105	316SS				
								S22=DUPLEX 2205	same as body				
								F5=A182 F5	Stem - 316SS Bonnet -same as body				
							F9=A182 F9						
							F11=A182 F11						
							F22=A182 F22						
								N6=Inconel™ 625	same as body				
								N8=Inconel™ 825	same as body				
								N20=Alloy 20	same as body				
e.g.: P6GDBB6H12MS8FSSGBC-NR = 3/8" Bore, 3/4" Male Socket Weld Inlet, 1/2" FNPT Outlet, 316SS Body, Grafoil™ Packing, Ceramic Ball Tip, Non-Rotating Stem													
P	6	GDBB6H	12	MS		8	F	SS		G	BC	NR	
e.g.: P6GDBB6H12BWXXHIF11GBC-NR = 3/8" Bore, 3/4" BW(XXH) Inlet, Integral 2 Bolt Flange Outlet, F11 Body, Grafoil™ Packing, Ceramic Ball Tip, Non-Rotating stem													
P	6	GDBB6H	12	BW	XXH		IF	F11		G	BC	NR	
e.g.: P6GDBB6H100R300F8FSCGBC-NR = 3/8" Bore, 1" 300# RF Flange Inlet, 1/2" FNPT Outlet, A105CS Body, Grafoil™ Packing, Ceramic Ball Tip, Non-Rotating Stem													
P	6	GDBB6H	100	R300F		8	F	SC		G	BC	NR	
* Only for raised face flange inlet.													

For further information please contact:



Phoenix Precision Ltd.
2620 21st Street N.E.
Calgary, Alberta T2E 7L3
Phone:(403) 291-3154
Fax: (403) 291-3292
email: phoenix@phoenixprecision.ca
www.phoenixprecisionvalves.com

Distributor / Representative:

Phoenix Precision Ltd. (PPL) provides the information herein in good faith but makes no representation as to its comprehensiveness or accuracy. The information contained herein is intended only as a guide to PPL products and services. Individuals using information must exercise independent judgment in evaluating product selection and determining product appropriateness for their particular purpose and system requirements. PPL MAKES NO REPRESENTATIONS OR WARRANTIES, EITHER EXPRESS OR IMPLIED, INCLUDING WITHOUT LIMITATION ANY WARRANTIES OF MERCHANTABILITY OR FITNESS FOR A PARTICULAR PURPOSE WITH RESPECT TO THE INFORMATION SET FORTH HEREIN OR THE PRODUCT(S) TO WHICH THE INFORMATION REFERS. ACCORDINGLY, PPL WILL NOT BE RESPONSIBLE FOR DAMAGES (OF ANY KIND OR NATURE, INCLUDING INCIDENTAL, INDIRECT, OR CONSEQUENTIAL DAMAGES) RESULTING FROM THE USE OF OR RELIANCE UPON THIS INFORMATION. Patents and Patents Pending in the U.S. and foreign countries. PPL reserves the right to change product designs and specifications without notice.

DELTRIN, TEZFEL, VITON and TEFLON are registered trademarks (hereinafter referred to as TM) of E.I. Du Pont De Nemours and Company Corporation. PEEK is a registered TM of Whitford Worldwide Company and Whitford B.V. KEL-F is a registered TM of M.W. Kellogg Company. GRAFOIL is a registered TM of High Temperature Materials Inc. and Graftech INC. Corporation. AFLAS is a registered TM of Asahi Glass Co. Ltd. Corporation Japan. MONEL and INCONEL are registered TMs of Huntington Alloys Corporation. HASTELLOY is a registered TM of Haynes International, Inc.

© 2010 by Phoenix Precision Ltd. All rights reserved. Material in this brochure or catalogue may not be reproduced in whole or in part, in any form, without written permission from the publisher.