

STABILIZED CONNECTOR

US PATENT NO.: US D615,617 S

3/8" Bore Integral Valve Connector

The ST6S incorporates a stabilized connector with an integral block valve. Redundant soft seats allow the stabilizer to align with a simple half turn, facilitating easy installation. The ST6S incorporates an instrument valve eliminating the potential of pressure shock to the measurement device. Lock pins and a pin insertion tool are provided for easy installation. The ST6S is designed with two styles of shoes for both round (i.e.: orifice flange unions) and flat (i.e.: senior fittings) surfaces. The slotted bolt holes accommodate 2-1/8" to 2-1/4" bolt spacing. The shoes provide a large footprint which transfers the radial load away from the NPT threads. Dielectric gaskets are available as an option to provide a non-conductive barrier between the instrument and meter run. The ST6S featured wrench flats provide a quick and easy installation.



Standard Features


Benefits

Hydrotested at 150% of rated pressure (shell test). Nitrogen gas tested to 2000 psi.



Complies with ASME B31.1 & B31.3 shell testing procedures as standard. Ensures structural integrity of valve.

Seat tightness (zero leakage) verified to 110% of rated pressure. Nitrogen gas tested to 2000 psi.




Complies with ASME B31.1 & B31.3 seat testing procedures as standard. Ensures zero leakage at seats for proper calibration.

Packing below stem threads



Prevents corrosion of critical stem threads

Metal body to bonnet seals are in compression, not tension



Mitigates risk of stress cracking

Stem threads are rolled, not cut



Higher quality stem for longer service life

Non-rotating tapered tip stem



Extended soft seat life and a reliable soft seat shut off

8 RMS stem finish



Extended packing life

V-Style Teflon™ packing

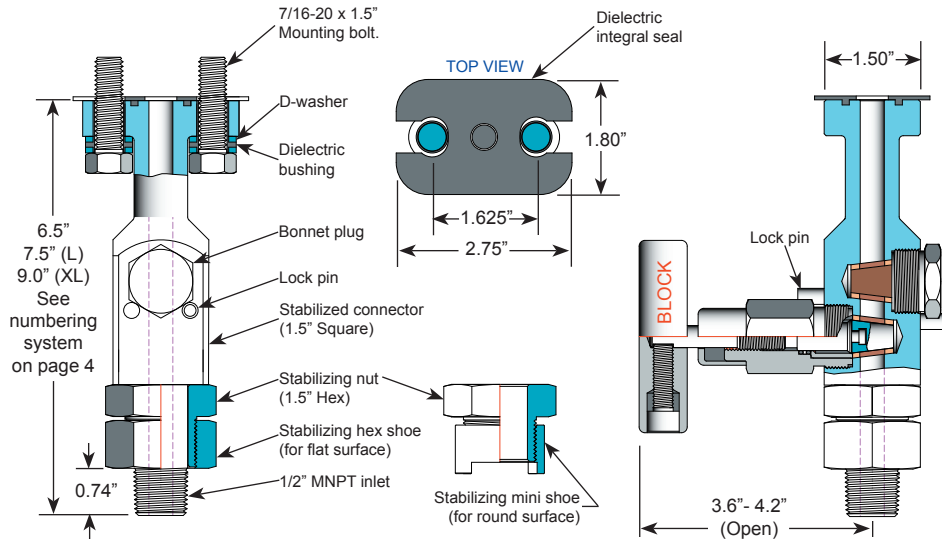


30-40% less operational torque and less frequent packing adjustments than traditional Teflon™ packed valves.

Pressure component materials sourced from the US, Canada or Europe



Reliable material traceability. MTR's provided with every order for pressure containing components.



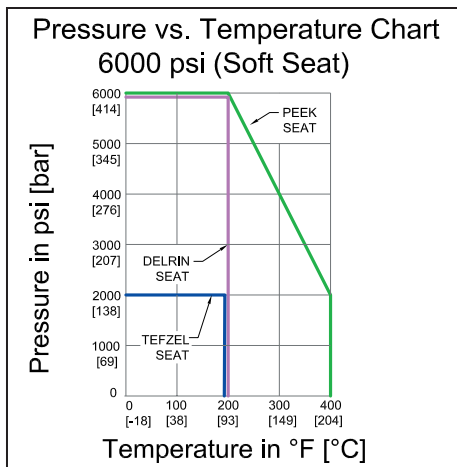
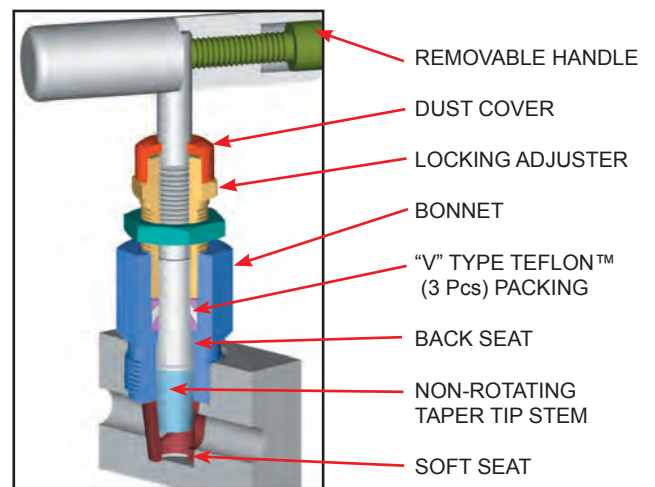
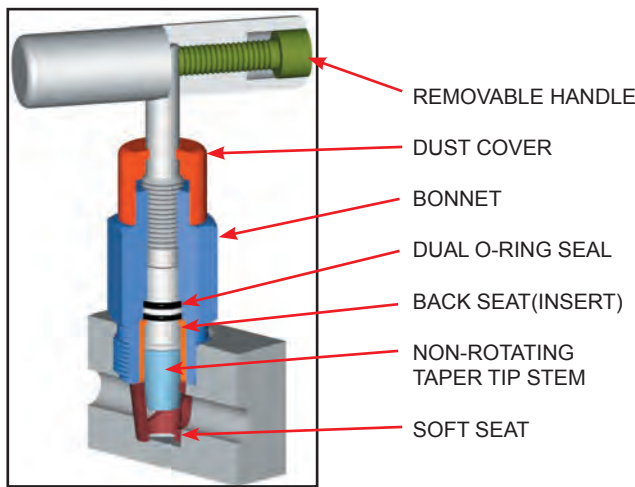
Specifications:

Type: **P6ST6S** Stabilized Connector with Integral Block Valve, Roddable Pattern
Rating: Up to 6000 psi @ 100°F (41370 kPa @ 38°C)
Stem: Non-rotating Taper Tip
Packing: Viton™ O-ring or Teflon™
Seat: Delrin™, Peek™ or Tefzel™
Handle: Removable
Bore Size: 3/8"
Inlet Connections: 1/2" MNPT
Outlet Connections: 2-Bolt Integral Flange
Bonnet Lock: Pin or Plate
Weight: 3.4 lbs
Special Service: O₂ or CL cleaning available*


*Other specifications or services may be available.

ILLUSTRATION SHOWN WITH DIELECTRIC OPTION


3/8" Bore O-ring and Packed Bonnet Assembly



Stem and Seat Configurations



3/8" Bore Non-rotating Packed



3/8" Bore Non-rotating O-ring

Note: Packing material ratings based on manufacturer's specifications. Approximations only. Phoenix does not represent these values as finite. They are provided only as representative values.


P6ST6S™ Stabilized Valve Connector Assembly Procedure and Application




P6ST6S™ APPLICATION

Left: installed with straight manifold


Right: installed with angle manifold



ASSEMBLY PROCEDURE



Assembly of parts




Step 1: Install 1st tap



Step 2: Install 2nd tap




Step 3: Remove 1st bonnet plug



Step 4: Install 1st bonnet




Step 5: Remove 2nd bonnet plug



Step 6: Install 2nd bonnet



Optional: Dielectric kit



Step 7: Install 5-valve manifold

P6ST6S™ Stabilized Valve Connector Model Numbering System

Phoenix	Orifice Size	Type	Inlet Size	Inlet Type	Outlet Type	Material	Packing	Seat	Shoe Type	Option
P	6=3/8"	ST6S	8=1/2"	M=MNPT	IF=INTEGRAL FLANGE	SS=ASTM A182 316 /316L	V=FKM	D=Delrin™	HS=Hex Style for Flat Surface	DI=Dielectric
		STL6S*				CS=ASTM A108 CS	A=Aflas™	P=Peek™	MS=Shoe style for Round Surface	S6=316SS bolt
		STXL6S*					T=PTFE	Z=Tefzel™		OR=O-ring
Example: P6ST6S8MIFSSVDHS = 3/8" Bore, 1/2" MNPT Inlet, Integral Flange Outlet, 316SS, Viton™ packing, Delrin™ Seat, Hex Shoe										
P	6	ST6S	8	M	IF	SS	V	D	HS	
*STL6S and STXL6S for extended length valve body, consult Phoenix Precision for details. Note: Standard Bolting Options , CS - carbon steel, Gr.8, zinc plated bolts; SS - stainless steel, 18.8 (304SS) bolts.										

Seal & Seat Temperature Rating

Code	Description	Min. Temp.	Max. Temp.
A	Aflas™	15°F (-10°C)	400°F (204°C)
V	Viton™	-20°F (-29°C)	400°F (204°C)
T	Teflon™	-65°F (-54°C)	450°F (232°C)
D	Delrin™	-40°F (-40°C)	200°F (93°C)
P	Peek™	-40°F (-40°C)	400°F (204°C)
Z	Tefzel™	-300°F (-185°C)	300°F (150°C)

Materials of Construction

Code	SS	SC	CS
Body	ASTM A182 316SS	ASTM A105 CS	ASTM A108 CS
Bonnet	ASTM A182 316SS	ASTM A182 316SS	ASTM A108 CS
Stem	ASTM A182 316SS	ASTM A182 316SS	ASTM A582 303SS
Insert	ASTM A182 316SS	ASTM A182 316SS	ASTM A108 CS
Handle	ASTM A582 303SS	ASTM A582 303SS	ASTM A108 CS

Use with Confidence, Phoenix Precision Products Meet the Following Specifications:

- ✓ ASME B31.1 Power Piping
- ✓ ASME B31.3 Process Piping
- ✓ ASME B16.34 Valves - Flanged, Thread, and Welding End
- ✓ API 598 Valve Inspection and Testing
- ✓ MSS SP-25 Standard Marking Systems for Valves, Fittings and Flange Unions
- ✓ MSS SP-99 Instrument Valves
- ✓ MSS SP-105 Instrument Valves for Code Applications
- ✓ NACE MR0175 for all 316SS valves and A105CS body/316SS bonnet (SC Material Code)

For further information please contact:

Phoenix Precision Ltd.
2620 21st Street N.E.
Calgary, Alberta T2E 7L3
Phone:(403) 291-3154
Fax: (403) 291-3292
email: phoenix@phoenixprecision.ca
www.phoenixprecisionvalves.com



Distributor / Representative:

Phoenix Precision Ltd. (PPL) provides the information herein in good faith but makes no representation as to its comprehensiveness or accuracy. The information contained herein is intended only as a guide to PPL products and services. Individuals using information must exercise independent judgment in evaluating product selection and determining product appropriateness for their particular purpose and system requirements. PPL MAKES NO REPRESENTATIONS OR WARRANTIES, EITHER EXPRESS OR IMPLIED, INCLUDING WITHOUT LIMITATION ANY WARRANTIES OF MERCHANTABILITY OR FITNESS FOR A PARTICULAR PURPOSE WITH RESPECT TO THE INFORMATION SET FORTH HEREIN OR THE PRODUCT(S) TO WHICH THE INFORMATION REFERS. ACCORDINGLY, PPL WILL NOT BE RESPONSIBLE FOR DAMAGES (OF ANY KIND OR NATURE, INCLUDING INCIDENTAL, INDIRECT, OR CONSEQUENTIAL DAMAGES) RESULTING FROM THE USE OF OR RELIANCE UPON THIS INFORMATION. Patents and Patents Pending in the U.S. and foreign countries. PPL reserves the right to change product designs and specifications without notice.

DELTRIN, TEFLON, VITON and TEFLON are registered trademarks (hereinafter referred to as TM) of E.I. Du Pont De Nemours and Company Corporation. PEEK is a registered TM of Whitford Worldwide Company and Whitford B.V. KEL-F is a registered TM of M.W. Kellogg Company. GRAFOIL is a registered TM of High Temperature Materials Inc. and Graftech INC. Corporation. AFLAS is a registered TM of Asahi Glass Co. Ltd. Corporation Japan. MONEL and INCONEL are registered TMs of Huntington Alloys Corporation. HASTELLOY is a registered TM of Haynes International, Inc.

© 2010 by Phoenix Precision Ltd. All rights reserved. Material in this brochure or catalogue may not be reproduced in whole or in part, in any form, without written permission from the publisher.